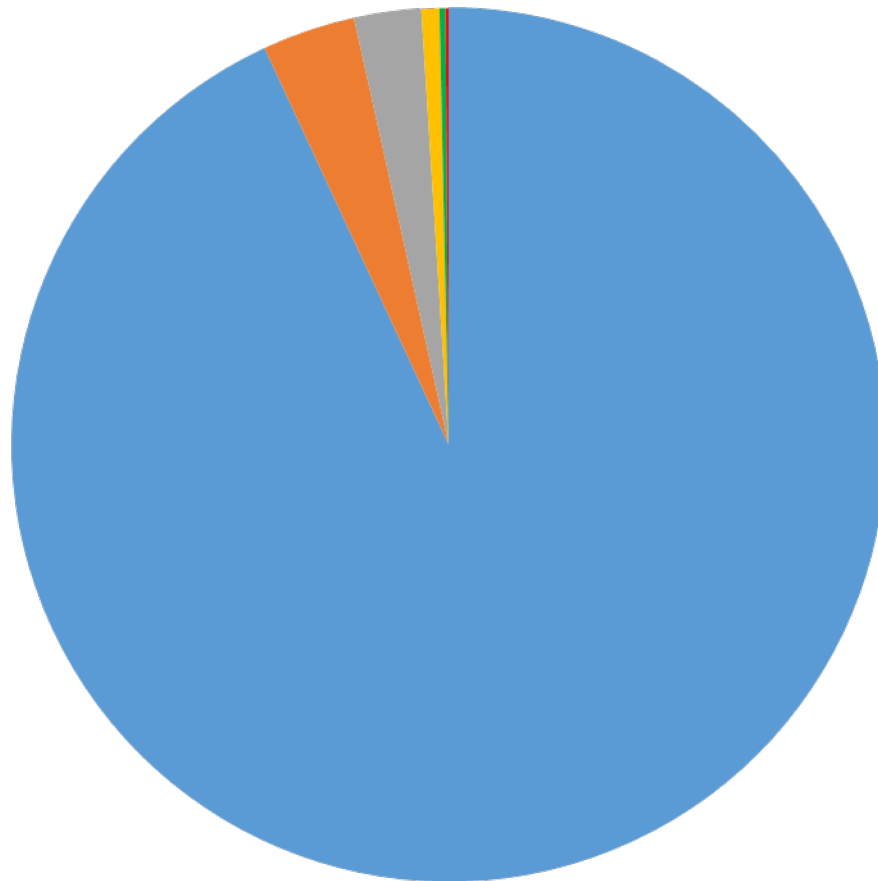


Use of Force 2016



Total Calls for Service

Total Adult Arrests/Summons

Total Adult Arrests

Total Juvenile Arrest/Summons

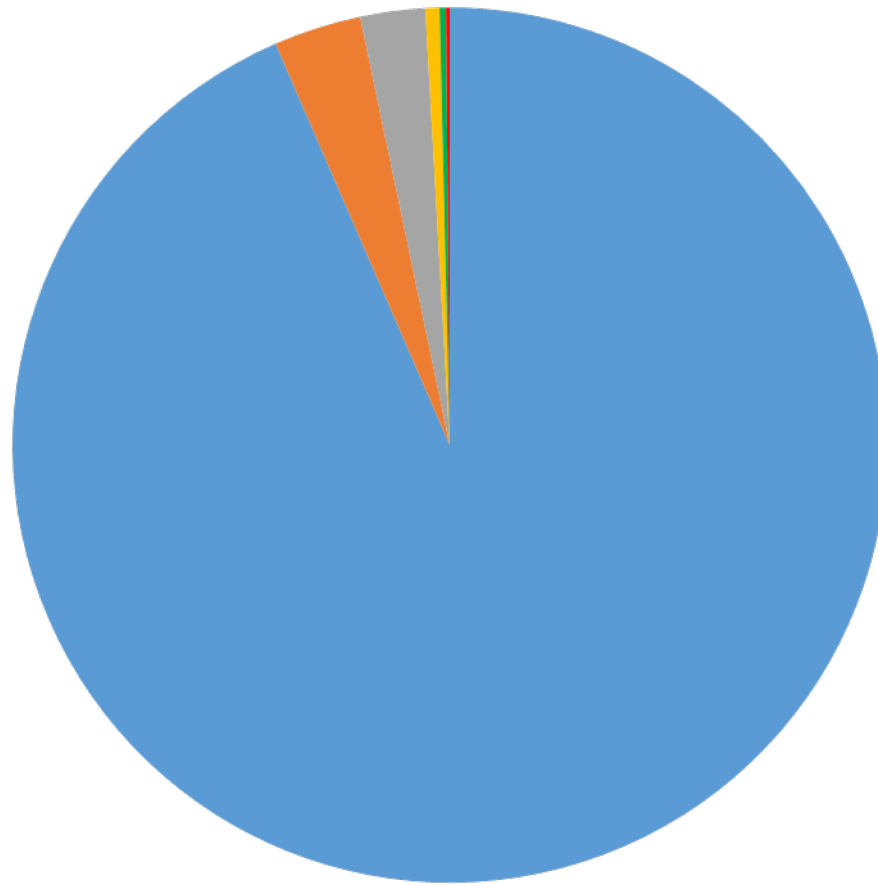
Total Juvenile Arrest

Use of Force

0.125% (1 in 801 cfs) of all calls for service (cfs) result in use of force – In 2016, officers had to use force on individuals

1 in every 35 calls that result in an arrest.

Use of Force 2017



Total Calls for Service

Total Adult Arrests/Summons

Total Adult Arrests

Total Juvenile Arrest/Summons

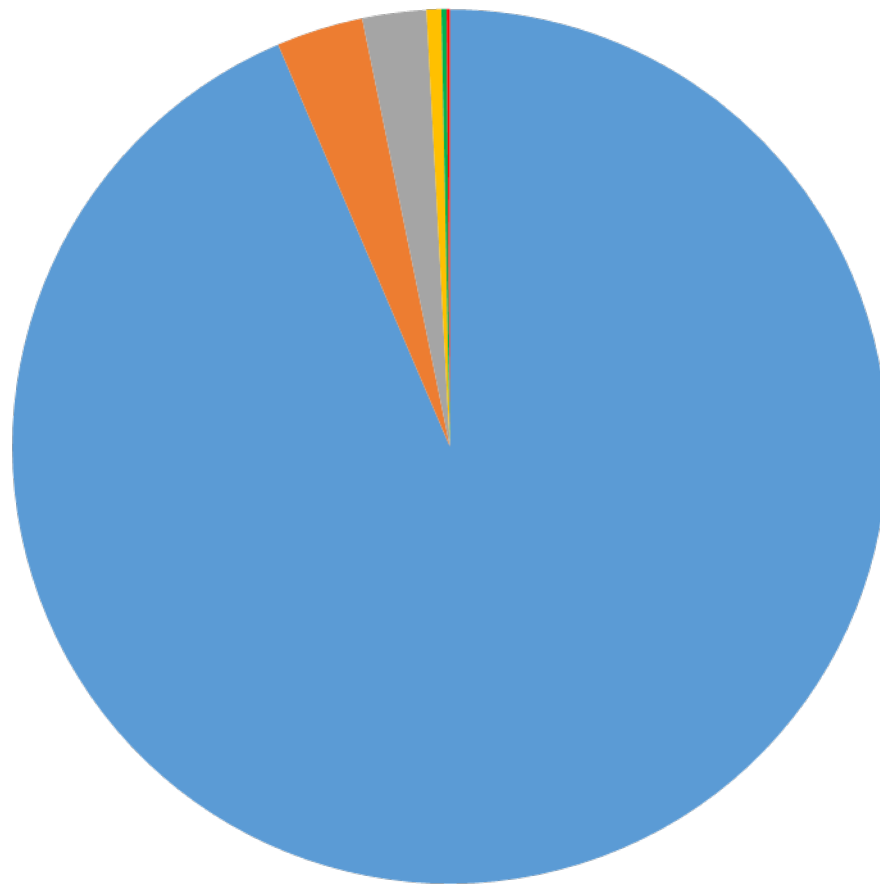
Total Juvenile Arrest

Use of Force

0.149% (1 in 671 cfs) of all calls for service (cfs) result in use of force – In 2017, officers had to use force on individuals.

1 in every 27 calls that result in an arrest.

Use of Force 2018 (through Nov. 1, 2018)



Total Calls for Service

Total Juvenile Arrest/Summons

Total Adult Arrests/Summons

Total Juvenile Arrest

Total Adult Arrests

Use of Force

0.125% (1 in 808 cfs) of all calls for service (cfs) result in use of force – In 2018, officers had to use force on individuals.

1 in every 32 calls that result in an arrest.